

Scaled data based on original data using
LM-79-08 Approved Method: Electrical and Photometric Measurements of Solid-
State Lighting Products

Test Report Prepared for
Cooper Lighting Solutions
(formerly Eaton)

Brand: McGRAW-EDISON

Report Number: P386636

Luminaire Tested: **GWC-SA2B-750-U-SL2-HSS**

Issue Date: 3/3/2020

Test Information

Test Method: LM-79-08
Report Number: P386636
TEST IS SCALED FROM IESNA LM-79-08 TEST DATA (G2-1903-205-21)
Test Lab: INNOVATION CENTER
Issue Date: 3/3/2020
Manufacturer: COOPER LIGHTING SOLUTIONS (FORMERLY EATON)
Product Line: MCGRAW-EDISON
Catalog Number: GWC-SA2B-750-U-SL2-HSS
Description: GALLEON WALL LUMINAIRE
(2) 70 CRI, 5000K, 800mA LIGHTSQUARES WITH 16 LEDS EACH AND TYPE II SPILL
LIGHT ELIMINATOR OPTICS WITH HOUSE SIDE SHIELD
Light Source: -
Ballast/Driver: ELECTRONIC DRIVER

Summary

Lumens per Lamp: N/A
Luminaire Lumens: 9878 lumens
Efficiency: N/A
Efficacy: 114.9 lumens/watt
Luminous Opening: Rectangular (W 1' x L: 0.5' x H: 0')
IES Classification: Type III - Medium
BUG Rating: B1 - U0 - G2

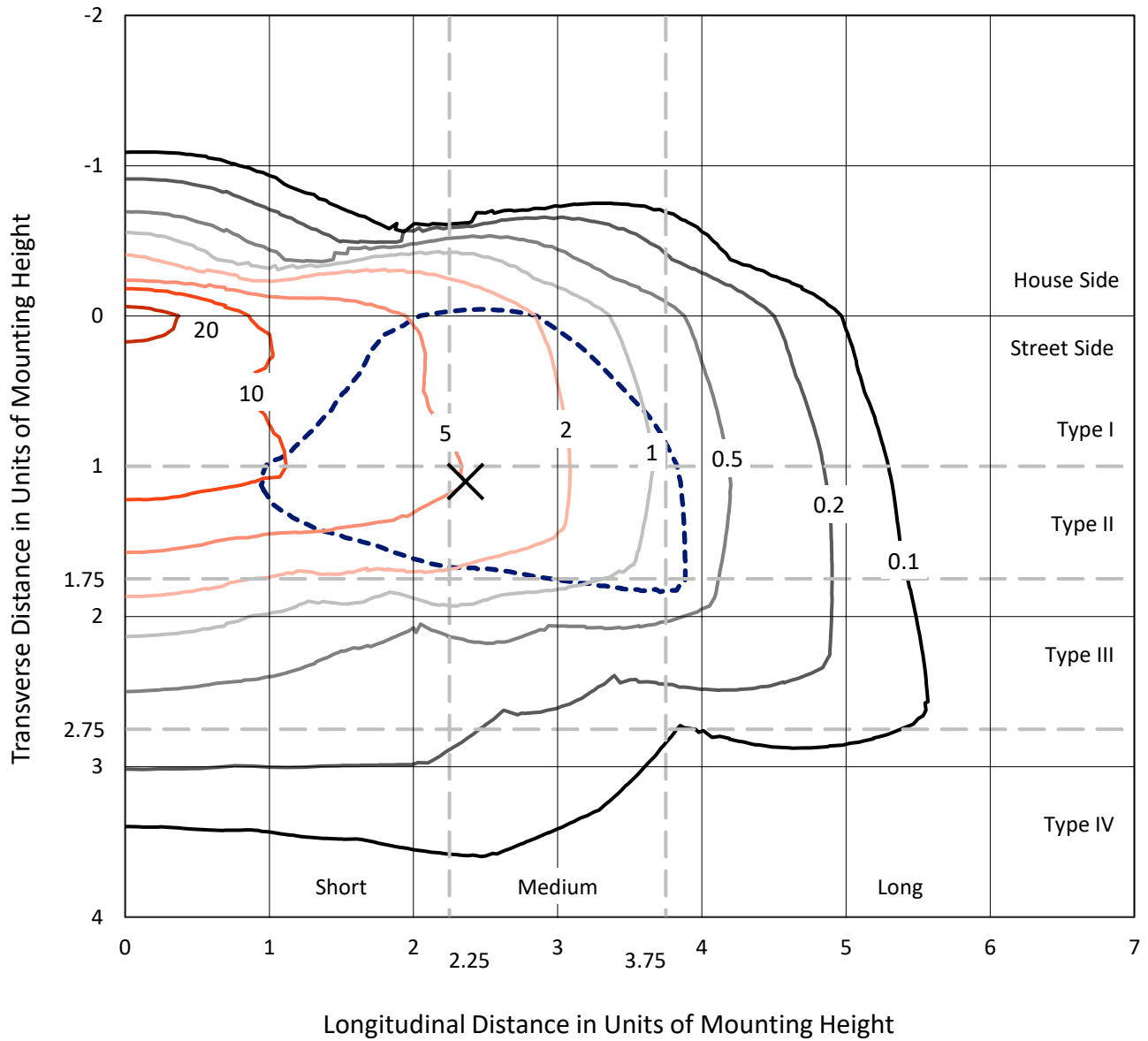
Input Watts (W): 86
Input Voltage (V): NR
Input Current (Ain): NR
Voltage Rise (V): NR
Power Factor: NR
Total Harmonic Distortion (THDi): NR
Frequency (hertz): 60
Stabilization Time: NR
Operation Time: NR
Ambient Temperature (°C): NR
Test Distance: 24 FT



REPORT NUMBER: P386636
 CATALOG NUMBER: GWC-SA2B-750-U-SL2-HSS

Iso-Footcandle Lines of Horizontal Illumination

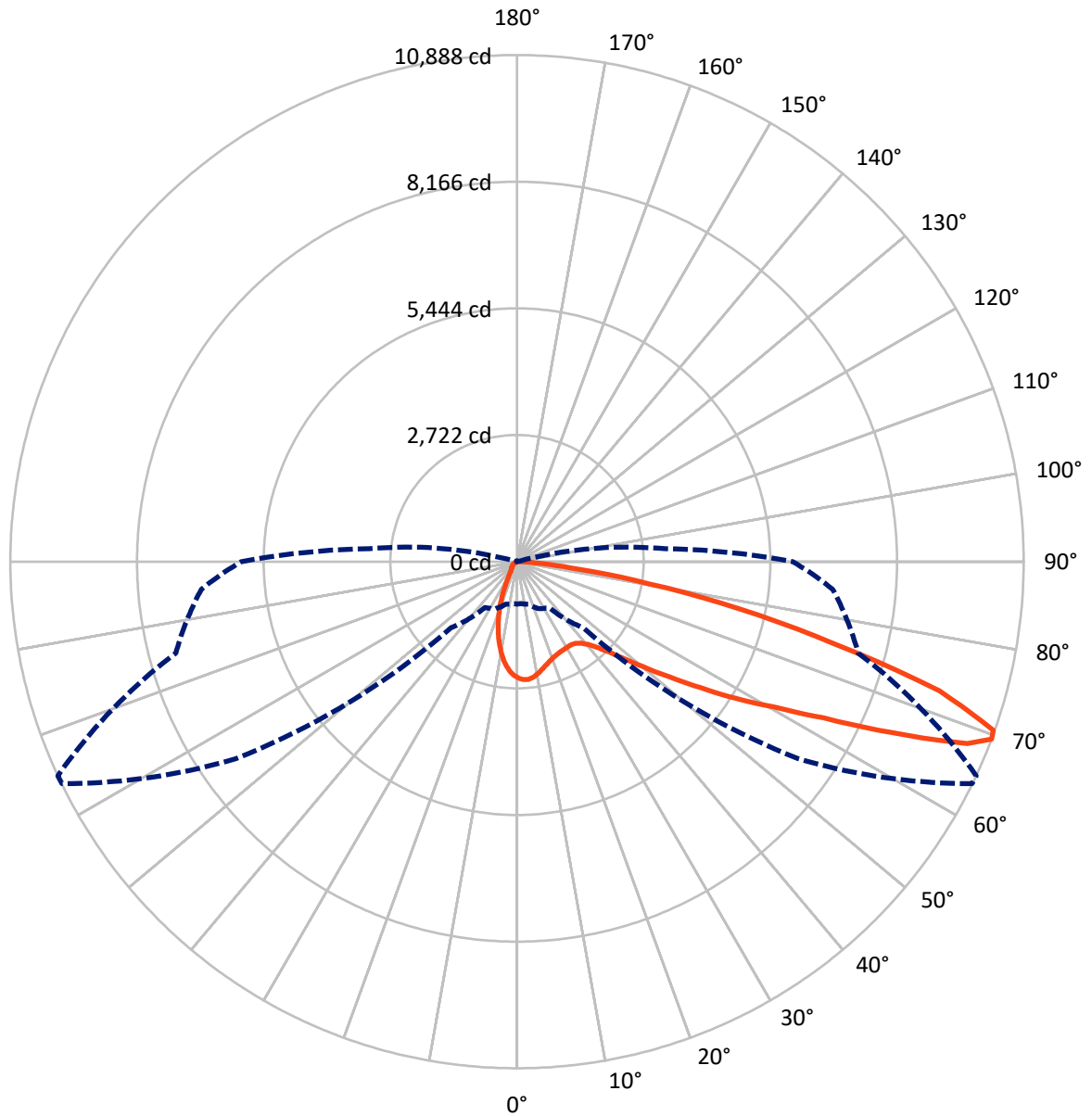
✕ Max cd
 - - - 1/2 Max cd



Based on 10 foot mounting height. Maximum calculated value = 25 fc
 Type III - Medium - N/A

REPORT NUMBER: P386636
CATALOG NUMBER: GWC-SA2B-750-U-SL2-HSS

Luminous Intensity Polar Plot



— Vertical Plane Through 65-Deg Lateral - - - Horizontal Cone Through 69-Deg Vertical

REPORT NUMBER: P386636
 CATALOG NUMBER: GWC-SA2B-750-U-SL2-HSS

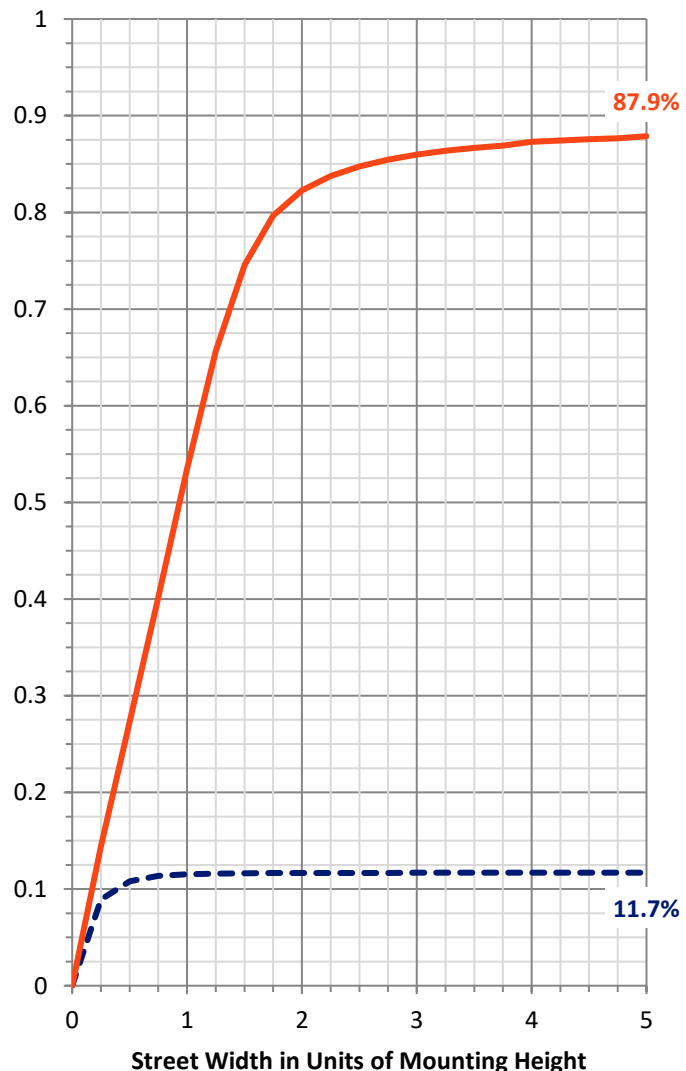
FLUX DISTRIBUTION:

		Downward	Upward	Total
House Side	Lumens	1164.4	0.0	1164.4
	% Fixture	11.8	0.0	11.8
Street Side	Lumens	8713.6	0.0	8713.6
	% Fixture	88.2	0.0	88.2
Total	Lumens	9878.0	0.0	9878.0
	% Fixture	100.0	0.0	100.0

Coefficient of Utilization

ZONAL LUMENS:

Zone	Lumens	% Fixture
0°-10°	208.7	2.1
10°-20°	456.9	4.6
20°-30°	632.9	6.4
30°-40°	882.4	8.9
40°-50°	1371.6	13.9
50°-60°	2201.9	22.3
60°-70°	2490.7	25.2
70°-80°	1462.8	14.8
80°-90°	170.2	1.7
90°-100°	0.0	0.0
100°-110°	0.0	0.0
110°-120°	0.0	0.0
120°-130°	0.0	0.0
130°-140°	0.0	0.0
140°-150°	0.0	0.0
150°-160°	0.0	0.0
160°-170°	0.0	0.0
170°-180°	0.0	0.0
0°-90°	9878.0	100.0
0°-180°	9878.0	100.0



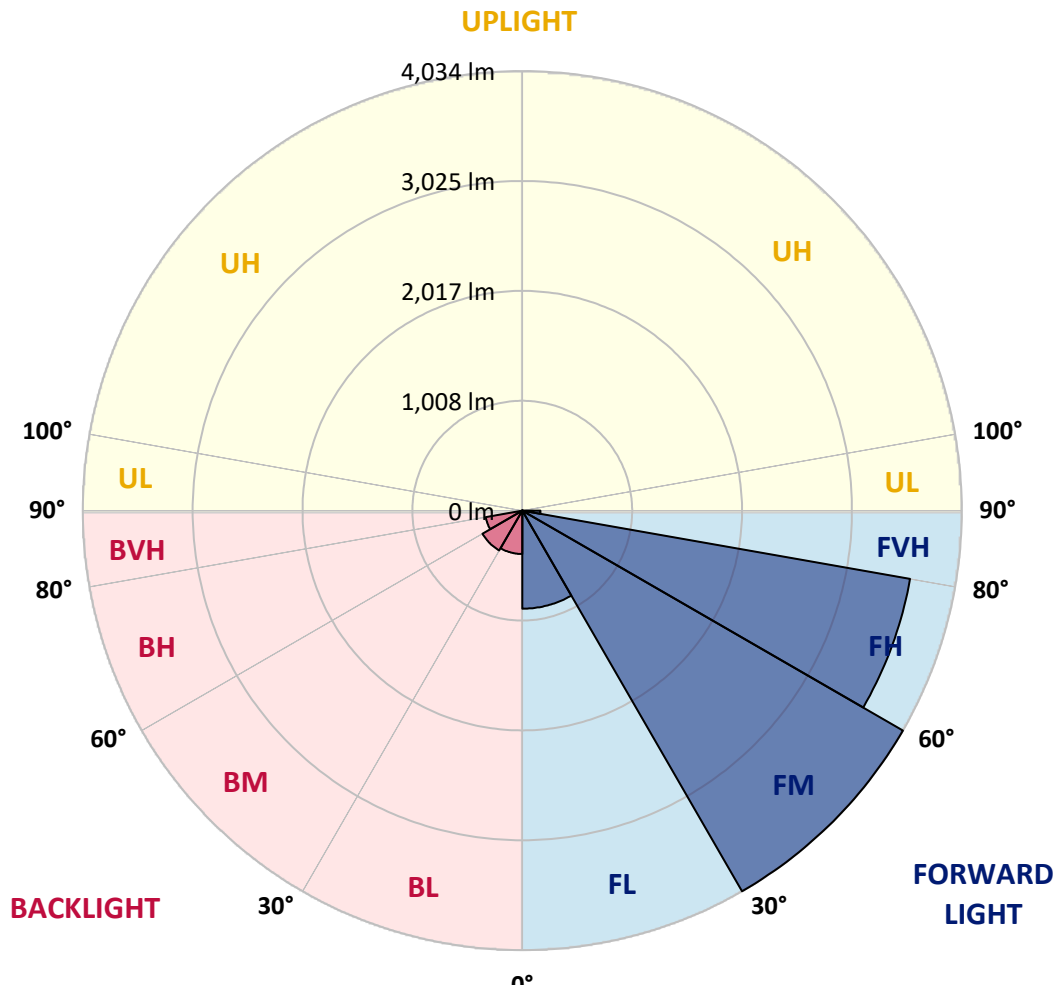
REPORT NUMBER: P386636

CATALOG NUMBER: GWC-SA2B-750-U-SL2-HSS

LUMINAIRE CLASSIFICATION SYSTEM LUMEN TABLE AND BUG RATING:

Zone	Lumens	% Fixture	Zone Rating/Lumen Limit		
			B	U	G
FL (0°-30°)	900.1	9.1			
FM (30°-60°)	4033.9	40.8			
FH (60°-80°)	3613.3	36.6			G2/5000
FVH (80°-90°)	166.3	1.7			G2/225
BL (0°-30°)	398.4	4.0	B1/500		
BM (30°-60°)	421.9	4.3	B1/1000		
BH (60°-80°)	340.2	3.4	B1/500		G1/500
BVH (80°-90°)	3.8	0.0			G0/10
UL (90°-100°)	0.0	0.0		U0/0	
UH (100°-180°)	0.0	0.0		U0/0	

BUG Rating: B1-U0-G2
 Type III Medium





REPORT NUMBER: P386636

CATALOG NUMBER: GWC-SA2B-750-U-SL2-HSS

CANDELA DISTRIBUTION (FULL):

	0°	5°	15°	25°	35°	45°	55°	64°	65°	75°	85°
0°	2496.2	2496.2	2496.2	2496.2	2496.2	2496.2	2496.2	2496.2	2496.2	2496.2	2496.2
2.5°	2518.3	2512.1	2517.1	2528.0	2533.4	2533.4	2537.6	2532.6	2534.2	2522.1	2504.5
5°	2360.8	2351.1	2364.9	2395.5	2433.1	2465.3	2512.9	2538.0	2540.5	2540.9	2520.4
7.5°	2191.1	2182.3	2202.8	2238.7	2287.2	2347.0	2430.1	2502.9	2507.1	2546.3	2531.3
10°	2053.1	2046.9	2070.7	2109.1	2166.0	2232.9	2334.8	2436.0	2448.1	2535.1	2529.6
12.5°	1943.6	1938.6	1961.2	2005.5	2063.6	2137.6	2244.1	2361.6	2377.9	2509.6	2521.3
15°	1863.8	1862.9	1881.8	1924.4	1988.8	2057.7	2166.8	2292.6	2311.4	2482.0	2520.0
17.5°	1822.0	1823.2	1837.0	1873.4	1928.6	1997.1	2101.6	2234.5	2255.0	2457.3	2526.3
20°	1817.8	1819.1	1826.6	1847.1	1891.8	1952.4	2048.5	2185.6	2206.9	2438.9	2536.3
22.5°	1854.6	1853.7	1855.8	1853.7	1878.8	1924.8	2013.4	2148.0	2172.7	2426.8	2544.3
25°	1925.2	1924.0	1923.1	1907.7	1891.0	1915.6	1998.8	2126.7	2150.1	2418.0	2548.9
27.5°	2023.5	2022.6	2021.4	1995.9	1945.7	1930.2	2000.5	2118.8	2138.4	2410.9	2548.0
30°	2152.6	2158.5	2156.8	2121.3	2043.1	1975.0	2018.0	2114.6	2131.7	2397.1	2539.2
32.5°	2304.3	2316.0	2325.2	2287.2	2189.4	2063.6	2058.6	2119.2	2131.7	2386.7	2523.4
35°	2461.9	2477.0	2510.8	2497.4	2368.7	2196.9	2128.4	2146.8	2157.2	2392.5	2515.8
37.5°	2617.0	2635.0	2708.5	2747.4	2603.6	2373.3	2237.0	2214.9	2220.3	2428.1	2524.2
40°	2797.1	2824.3	2935.9	2998.6	2884.1	2609.5	2399.6	2331.9	2334.0	2506.2	2563.1
42.5°	3033.7	3061.7	3182.5	3280.7	3200.1	2907.9	2620.3	2510.8	2508.7	2652.5	2654.6
45°	3322.1	3351.4	3476.4	3585.4	3549.1	3261.5	2902.9	2772.1	2769.5	2883.2	2828.1
47.5°	3649.0	3677.8	3789.4	3901.9	3941.2	3674.5	3262.8	3128.6	3122.7	3203.8	3096.0
50°	3929.4	3948.3	4051.1	4202.4	4379.6	4181.9	3710.4	3581.3	3575.0	3629.8	3489.3
52.5°	4031.4	4042.3	4146.8	4358.7	4800.9	4869.1	4298.5	4132.2	4127.6	4151.4	4013.0
55°	3825.0	3844.6	3972.9	4287.2	5029.2	5645.7	5040.9	4814.3	4779.6	4728.2	4560.6
57.5°	3262.3	3293.7	3431.6	3849.6	4922.6	6261.8	6131.8	5585.9	5534.9	5220.6	5005.8
60°	2444.4	2482.8	2597.3	3048.3	4353.7	6481.2	7323.9	6445.7	6330.8	5612.7	5415.0
62.5°	1677.4	1696.6	1774.3	2068.2	3206.3	6121.8	8321.2	7597.2	7387.4	6039.0	5857.6
65°	1281.1	1287.8	1319.6	1420.7	1909.3	4972.7	8717.8	9116.6	8862.9	6548.9	6317.0
67.5°	1032.4	1027.0	1070.9	1215.5	1278.6	3033.7	8255.1	10554.0	10435.3	7230.7	6779.2
69°	910.4	902.8	947.6	1115.6	1200.9	2005.5	7379.9	10880.5	10888.0	7590.6	6811.0
70°	819.2	824.3	868.6	1056.2	1174.5	1574.1	6543.9	10797.3	10856.7	7725.1	6620.4
72.5°	547.1	560.5	649.5	876.9	1129.4	1191.2	3951.2	9265.4	9493.6	7422.1	5680.0
75°	308.5	318.5	424.3	661.2	1064.2	1134.4	2087.0	6826.1	7046.8	6206.6	4380.0
77.5°	151.3	156.7	239.9	426.8	889.9	1080.9	1183.7	4636.7	4888.7	4051.1	2477.4
80°	64.0	66.9	120.0	263.3	636.2	1031.6	879.0	2853.6	2884.9	1587.1	660.0
82.5°	24.7	25.5	50.6	164.3	404.2	804.2	735.2	1353.0	1320.4	298.9	150.5
85°	2.9	3.3	18.4	98.6	224.9	413.8	597.3	583.1	539.6	59.4	77.3
87.5°	0.0	0.0	1.3	30.1	66.9	193.9	310.6	242.0	218.2	19.2	40.1
90°	0.0	0.0	0.0	0.0	0.0	0.0	0.0	0.0	0.0	0.0	0.0



REPORT NUMBER: P386636
 CATALOG NUMBER: GWC-SA2B-750-U-SL2-HSS

CANDELA DISTRIBUTION (continued):

	90°	95°	105°	115°	125°	135°	145°	155°	165°	175°	180°
0°	2496.2	2496.2	2496.2	2496.2	2496.2	2496.2	2496.2	2496.2	2496.2	2496.2	2496.2
2.5°	2489.9	2485.7	2463.2	2430.6	2399.6	2361.2	2324.4	2302.2	2284.7	2273.0	2286.8
5°	2496.6	2478.2	2409.7	2321.9	2235.8	2138.8	2048.5	1972.0	1941.9	1908.5	1923.6
7.5°	2494.5	2459.8	2336.5	2180.2	2022.2	1858.8	1704.1	1585.0	1523.1	1462.5	1478.0
10°	2484.1	2425.5	2238.7	2007.1	1770.6	1535.7	1316.2	1149.5	1056.2	971.8	983.9
12.5°	2461.1	2379.6	2123.3	1809.0	1492.6	1182.9	925.8	712.2	597.7	547.1	553.4
15°	2447.3	2334.8	2001.3	1608.4	1195.8	823.8	565.9	420.9	368.7	351.9	354.0
17.5°	2440.6	2291.8	1875.1	1378.9	892.4	524.6	365.7	322.7	311.4	308.5	309.3
20°	2433.9	2248.3	1745.1	1152.0	614.9	352.8	300.5	288.0	283.8	280.0	280.9
22.5°	2422.6	2206.5	1605.5	922.1	414.6	286.3	270.9	258.7	250.0	245.4	246.2
25°	2408.8	2162.6	1462.9	686.7	302.6	255.4	240.8	223.6	213.2	204.8	205.2
27.5°	2386.7	2108.7	1315.8	499.9	254.1	228.6	209.0	190.2	172.6	163.0	163.0
30°	2355.7	2047.7	1152.4	357.8	227.8	202.3	178.5	155.1	136.3	127.5	126.6
32.5°	2321.5	1984.2	987.3	271.3	206.9	177.6	150.5	125.8	109.1	102.0	101.6
35°	2292.2	1915.6	822.6	227.4	186.0	153.8	124.1	103.2	89.9	84.0	83.6
37.5°	2273.4	1847.1	662.1	203.1	167.2	131.7	104.1	85.3	75.7	71.1	70.6
40°	2270.5	1796.1	515.4	184.7	149.6	112.0	86.9	72.3	63.5	58.5	58.1
42.5°	2308.5	1766.8	395.4	169.3	131.7	94.9	74.0	61.9	52.7	47.6	47.2
45°	2408.4	1776.0	304.3	155.5	113.7	80.3	62.7	51.4	43.1	39.3	38.5
47.5°	2590.7	1839.5	242.0	141.7	96.6	68.1	53.5	42.6	35.5	31.8	31.3
50°	2915.0	1988.8	202.3	126.6	80.7	58.1	44.3	34.7	28.8	25.5	25.1
52.5°	3345.5	2254.6	180.6	112.0	66.9	49.3	36.4	27.6	22.6	20.1	19.6
55°	3820.4	2576.4	166.4	96.1	54.8	41.0	28.8	21.7	17.6	15.5	14.6
57.5°	4283.9	2855.2	153.0	80.7	45.6	33.4	23.0	17.1	13.8	11.7	11.3
60°	4709.8	3111.5	137.5	64.8	37.2	26.3	18.0	13.4	10.9	8.8	8.8
62.5°	5165.8	3309.6	116.2	50.6	30.5	20.1	14.6	12.1	8.8	7.5	7.1
65°	5649.0	3456.7	91.1	39.3	23.8	15.0	12.1	12.5	7.1	5.4	5.0
67.5°	6006.0	3427.5	67.3	30.9	18.4	11.7	11.7	13.4	6.3	4.2	3.8
69°	5927.4	3189.6	56.4	26.8	15.9	10.0	10.9	13.4	5.9	3.8	3.3
70°	5699.6	2926.3	49.7	23.8	14.2	9.2	10.4	13.0	5.4	3.8	3.3
72.5°	4746.6	2204.0	38.9	18.0	11.3	7.5	8.8	11.3	5.4	3.8	2.9
75°	3570.4	1410.7	29.7	13.0	8.4	5.9	6.7	8.4	5.4	3.3	2.9
77.5°	1942.8	508.7	21.3	8.8	5.9	4.6	4.6	6.3	5.0	2.5	1.7
80°	499.5	127.9	13.4	5.9	4.6	3.3	2.9	4.2	2.9	0.4	0.0
82.5°	123.3	28.8	7.1	4.2	3.3	1.3	1.3	2.1	1.3	0.0	0.0
85°	67.7	14.2	4.6	2.9	1.7	0.0	0.0	0.4	0.0	0.0	0.0
87.5°	34.7	4.2	1.3	0.8	0.4	0.0	0.0	0.0	0.0	0.0	0.0
90°	0.0	0.0	0.0	0.0	0.0	0.0	0.0	0.0	0.0	0.0	0.0

Signify Classified - Internal
Cooper Lighting Solutions Photometric Lab
1121 Highway 74 South
Peachtree City, GA 30269

Scaled Data Report



Report Generated By 670245982

Signify Classified - Internal
Cooper Lighting Solutions Photometric Lab
1121 Highway 74 South
Peachtree City, GA 30269

Scaled Data Report



Signify Classified - Internal
Cooper Lighting Solutions Photometric Lab
1121 Highway 74 South
Peachtree City, GA 30269

Scaled Data Report



Signify Classified - Internal
Cooper Lighting Solutions Photometric Lab
1121 Highway 74 South
Peachtree City, GA 30269

Scaled Data Report



Signify Classified - Internal
Cooper Lighting Solutions Photometric Lab
1121 Highway 74 South
Peachtree City, GA 30269

Scaled Data Report



--- HS — SS

Signify Classified - Internal
Cooper Lighting Solutions Photometric Lab
1121 Highway 74 South
Peachtree City, GA 30269

Scaled Data Report



u

Signify Classified - Internal
Cooper Lighting Solutions Photometric Lab
1121 Highway 74 South
Peachtree City, GA 30269

Scaled Data Report



Signify Classified - Internal
Cooper Lighting Solutions Photometric Lab
1121 Highway 74 South
Peachtree City, GA 30269

Scaled Data Report



(END OF REPORT)